

.....Primary School

KIỂM TRA HỌC KÌ I MÔN TIẾNG ANH LỚP 4

Name:


Class: 4A....

NĂM HỌC: – Thời gian: 40 phút

<u>Điểm</u>	<u>Nhận xét của giáo viên</u>
-------------	-------------------------------

A. LISTENING (20 minutes)

Question 1. Nghe và điền số (1 pt)



1



○



○



○



○


Question 2. Nghe và tô màu (1 pt)



1




2



3



4



5

Question 3. Nghe và nối (1 pt)



Question 4. Nghe và đánh dấu đúng/sai (1 pt):

Example:


1.



2.



3.



4.



5.



Question 5. Nghe và điền từ vào chỗ chấm (1 pt)

Mang lớp học về nhà

1. This is his.....**coat**.....
Is he behind the door? No he isn't.
2. Are you.....?
We're brother and sister. We're cousins.
3. Billy, you like animals.
But you don't like..... and you don't like giraffes.
4. Rice,..... and carrots for Billy.Do you like carrots, Billy?
No, I don't. No carrots for me!
5. Look,Grandma. My..... is tidy up now.
Good girl, Rosy. Well done!

PART II: Reading and writing. (15 minutes)

Question 6: Look and read. Put a tick (✓) on the right sentence and a cross (✗) on the wrong sentence.

(Nhìn và đọc. Đánh dấu (vào câu đúng và dấu x vào câu sai)

Example:



It's a circle.



It's got four sides.



1.



He has got short hair.



2.

13

Thirteen



3.



I like tigers



4.



There is a blanket.



Question 7: Look and read. Write “ Yes” on the right sentence and write “ No” on the wrong sentence.
(Nhìn và đọc. Viết Yes hay No vào chỗ trống)

Example:



She's got long hair.

Yes



She's got short hair.

No

1.



It's got three sides.

2.



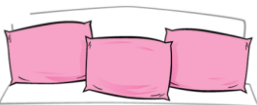
I don't like giraffes.

3.



I like yogurt.

4.



There are three pillows.

Question 8: Look at the picture. Look at the words. Write the sentences.
(Nhìn tranh. Nhìn các chữ cái, viết thành từ đúng)

Example:



I've a pen got .

I've got a pen.

1.



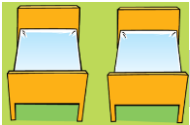
hair got blond He's .

2.



you Do parrots like ?

3.



beds There two are .

4.



like I ice cream .

Question 9: Choose the right word/phrases from the box and write them next to numbers from 1 - 4.
(Chọn từ trong khung và điền vào chỗ trống)

milk


tiger

blanket

curly hair

carrot

Example:



0. carrot



1. _____


2. _____



SPEAKING TEST

Part 1: Listen and repeat:

+ Teacher reads or plays the CD, student repeats



Part 2: Point, ask and answer:



+ Teacher points and asks, student answers

<p>Teacher</p> <ul style="list-style-type: none"> - What do you like? - Do you like meat? 	<p>Student</p> <p>I like yogurt</p> <p>Yes, I do / No, I don't.</p>
---	---

Part 3: Listen and comment: (Yes or No)



+ Teacher points and says, student replies

<p>Teacher</p> <ul style="list-style-type: none"> - It's big - It's little - This is an elephant - This is a monkey - 	<p>Student</p> <p>Yes, it is.</p> <p>No, it isn't - It's big.</p> <p>Yes, it is.</p> <p>No, it isn't - It's a giraffe.</p>
--	--

Part 4: Interview:

+ Teacher asks pupils to work in pairs.

+ Pupils ask and answer with the questions below:

- What's your name?
- How old are you?
- How are you?
- What's this?
- Do you like....?
- What do you like?
- What's your favorite colour?
- What's your favorite toy?
-

3. _____

4. _____



ANSWER KEY

A. LISTENING

Question 1. 1. elephant 2. giraffe 3. monkey 4. tiger 5. parrot

Question 2. 1. Bag - red 2. Apple - yellow 3. Elephant - pink
4. Carrots - orange 5. Bed - purple

Question 3.

(Like) (Dislike)

Giraffes - Snakes

Parrots - lions

Monkeys

Question 4. 1. Yogurt 2. Ice cream 3. Bed and teddy 4. Monkey 5. Alice

Question 5. 1. Coat 2. Friends 3. Elephants 4. Meat 5. Room

ANSWER KEY

B: READING AND WRITING

Question 6. 1. 2. 3. 4.

Question 7. 1. No 2. No 3. Yes 4. Yes

Question 8. 1. He's got blond hair. 2. Do you like parrots?

3. There are two beds. 4. I like ice cream.

Question 9. 1. Curly hair 2. tiger 3. milk 4. blanket